

EnteroPluri-Test



Ready-to-use system for the identification of *Enterobacteriaceae* and other oxidase-negative Gram-negative bacteria.



Liofilchem® and the Liofilchem company logo are registered trademarks of LIOFILCHEM s.r.l.

Description	Packaging	Ref.
EnteroPluri-Test	10 test	78618
	25 test	78619
V.P. TEST EP KOH and alpha-naphthol solutions for Voges-Proskauer test.	100/200 test	80281
KOVACS' REAGENT for indole test.	800/1000 test	80271
EnteroPluri-Test CODE BOOK	1 book	71709

帝博企業有限公司
台南市東區自由路二段41號
(06)2695868、2695878



ref. 6552266
Rev. 1 - 16/04/2013
© Liofilchem 2013
Printed in Italy

Test procedure

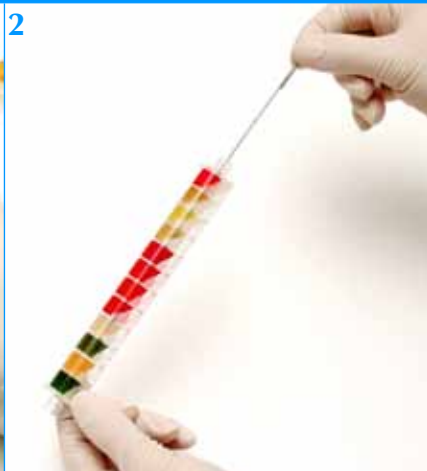
Liofilchem® and the Liofilchem company logo are registered trademarks of LIOFILCHEM s.r.l.

1



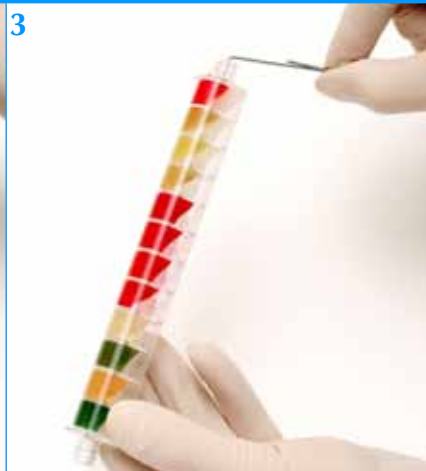
Remove both caps.
Pick a well isolated colony directly with the tip of the inoculating wire.

2



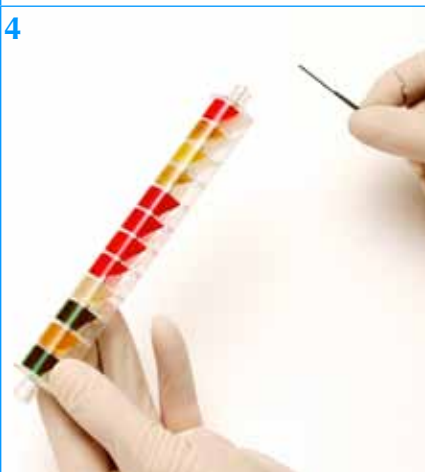
Inoculate EnteroPluri-Test by first twisting wire, then withdrawing wire through all twelve compartments applying a turning motion

3



Reinsert wire into EnteroPluri-Test, using a turning motion through all twelve compartments, until the notch on the wire is aligned with the opening of the tube.

4



The portion of the wire remaining in the tube maintains anaerobic conditions necessary for true fermentation of glucose, production of as and decarboxylation of lysine and ornithine.

5



With the broken off part of the wire, punch holes through the foil covering the air inlets of the last eight compartments (adonitol, lactose, arabinose, sorbitol, Voges-Proskauer, dulcitol/PA, urea and citrate).

6



Replace both caps.
Incubate at 35 to 37° C for 18 to 24 hours with EnteroPluri-Test lying on its flat surface or in an upright position. Allow for air circulation between incubated tubes.

7



Interpret and record all reactions with exception of indole and Voges-Proskauer.

8




Indole test

Voges-Proskauer test

By using a syringe inject 3-4 drops of Kovacs' reagent in the H₂S/Indole sector.

By using a syringe inject 3 drops of alpha-naphthol and 2 drops of potassium hydroxide in the VP sector.

9



Form the 5-digit code following the instructions and identify the microorganism using the **Codebook**.

帝博企業有限公司
台南市東區自由路二段41號
(06)2695868、2695878



ref. 6552266
Rev. 1 - 16/04/2013
© Liofilchem 2013
Printed in Italy